



Isle of Wight
Education Federation

The Governing Board for the
Isle of Wight Education Federation

Positive Behaviour and Discipline Policy

Author	Mike Peake
Approved by	Full Governing Board
Approval date	21 st September 2020
Review frequency	Annually
Next review	September 2021

Document Information

Title:	Positive Behaviour & Discipline policy
Current Version:	V1
Author:	Mike Peake & Michelle Butler
Consultation:	
Approved by:	
Approval date:	
Review	Annually
Frequency:	

Next Review:

September 2021

The Governing Board has agreed the following behaviour principles. In these principles the term adults refers to parents, carers, staff, volunteers and visitors to the school and the term young people refers to pupils, VI Form students and visitors under the age of 18.

- All young people and adults understand that they have the right to feel safe, valued and respected and learn free from the disruption of others
- All young people and adults are free from any form of discrimination
- Everyone sets an excellent example to all at all times
- The behaviour policy is applied consistently by staff, including the use of rewards and sanctions
- The behaviour policy is understood by all
- Exclusions will only be used as a last resort
- Everyone is expected to take responsibility for their actions
- There is close communications between school and parents and carers to promote good relationships

The Governing Board also emphasises that violence or threatening behaviour will not be tolerated in any circumstances.

This written statement of behaviour principles is reviewed and approved by the Full Governing Board annually.

Contents

	<u>Page</u>
Introduction	4
Aims	5
Promoting Positive Behaviour	6
Taking Appropriate Action	9
Behaviour Management Stages	12
Removing Students from Lessons	15
Screening and Searching Students	15
Reasonable Force	15
Malicious Accusations Against Staff	16
Anti-Bullying	16
Online Safety	16
School Uniform and Personal Belongings	16
Pastoral System	17
Appendix	
APPENDIX 1 REWARDS	
APPENDIX 2 CLASSROOM ROUTINES	
APPENDIX 3 PASTORAL SUPPORT PLAN	
APPENDIX 4 ROLE OF THE FORM TUTOR	
APPENDIX 5 CONSEQUENCE LADDER	
APPENDIX 6 MONITORING BEHAVIOIUR	
APPENDIX 7 REFERAL ROOM EXPECTATIONS	
APPENDIX 8 FEDERATION INCLUSION ROOM EXPECTATIONS	
APPENDIX 9 UNIFORM POLICY	

Introduction

All students and staff at Carisbrooke College (CC) and Medina College (MC) are entitled to learn and work in a safe and supportive environment where everyone is valued. Effective learning takes place where principles of high moral, ethical and personal standards are clearly communicated. Positive reward rather than punitive sanctions provide the motivation to succeed. It is upon these principles that this policy for students and parents was developed. The expectations and standards of behaviour are defined in detail in this policy and should apply not only in school but on trips or external activities where students are representing the College and also when traveling to and from College. It is the responsibility of all concerned to ensure that standards are upheld and that the students gain their entitlements:

- To be valued as highly and equally as other students.
- To be actively encouraged to achieve and realise or exceed potential.
- To foster independence and personal responsibility.
- To develop, discuss and justify personal viewpoints in a climate which encourages active listening and respect.

Students will be expected to extend these same entitlements to everyone in the school and wider community. There must be due regard for other students' and teachers' entitlements. Above all we must remember:

- Students attend school to learn (**READY**).
- Teachers come to school to teach (**RESPECT**).
- Everyone at Carisbrooke and Medina College must be safe and feel safe (**SAFE**).

In the rare exceptions when students breach the above, they will be dealt with according to the procedures detailed in this policy to ensure that other students and staff can proceed effectively with their learning and teaching. Where behaviour is poor, the opportunity to learn is reduced for all students within the same group by the teacher's distraction in dealing with the issue.

To help students focus on the core values of Carisbrooke and Medina College, the below values will be the driving force in day to day interactions:

AMBITION
SUCCESS
PROGRESS
INNOVATION
RESPECT
ENGAGEMENT

Carisbrooke College does not have a Referral Room on site, so alternative options contained within this policy will be followed.

Aims

Rewarding students is a core value at both Carisbrooke and Medina College. Rewards will be used to recognise positive contributions, good attendance and behaviour as well as the effort made, determination, resilience and achievements of all students. All these positive actions can easily be attained through students focusing on being **READY**, showing **RESPECT** and acting in a **SAFE** manner. We aim to praise and reward the 'whole' student including those achievements made outside in the wider community. We will continue to develop the range of rewards through increased engagement with students and parents and carers.

The main focus of rewards at Carisbrooke and Medina College will reward students for:

Being **READY** by -

- Demonstrating sustained or exceptional effort.
- Getting involved in extra-curricular activities.
- Achieving good levels of attainment based on personal targets.
- Encouraging and demonstrating a positive attitude to learning.
- Completing independent work including homework.

Show **RESPECT** by -

- Being helpful, caring and considerate towards others.
- Providing an excellent presentation and appearance of themselves.
- Ensuring high levels of focus and attention is demonstrated.
- Maintaining a clean and tidy working environment for everyone.

Acting **SAFE** by -

- Listening and following instructions given by staff.
- Acting as positive role models in serious situations such as fire alarms.
- Maintaining high levels of attendance and/or punctuality.
- Supporting those who need help and support.

These successes will be celebrated in a variety of ways and will include the following:

- Awarding of achievement points
- Sending letters and postcards home
- Phone calls home
- Trips
- Certificates and trophies/medals
- Awards and presentation evenings

Promoting Positive Behaviours

A school which actively fosters an ethos based on everyone being **READY**, showing **RESPECT** and acting **SAFE** is naturally motivating, supportive, and friendly which will promote positive behaviour (See Appendix 1 – Rewards). The following strategies, if used consistently by all those involved in a child's education, will help us to achieve a positive atmosphere and high standards of behaviour:

Staff being **READY** by -

- Meeting and greeting students at the door and welcoming them into the lesson using consistent rigour and routine.
- Checking uniform and appearance on entry and act accordingly.
- Completing effective lesson preparation to ensure work is matched to the ability of all students within the group including using Student Profiles related to SEND.
- Providing attractive and user friendly learning resources.
- Setting attainable yet challenging targets each lesson.
- Displaying examples of students work.
- Setting appropriate and relevant homework tasks.

Staff showing **RESPECT** by -

- Adhering to a professional dress code as agreed through the Federation Dress Code for Staff and Governors policy. PE staff will be provided with appropriate PE uniform.
- Actively involving students in learning which includes a range of varied and relevant activities.
- Providing constructive feedback through regular marking and purposeful discussions with students.
- Rewarding good behaviour and work regularly.
- Giving words of encouragement.
- Broadcasting achievements via newsletter.

Staff acting **SAFE** by -

- Completing the register and recording on SIMS/Webfolder within the first ten minutes of the lesson as this is a legal requirement.
- Students must be dismissed formally by the teacher but not before the end of the lesson.
- Establishing clear routines for classroom management such as seating plans.
- Following planned curriculum and SOW to ensure consistency and progress that can be tracked effectively ensuring records of progress inform lesson planning.
- Keeping personal tutors and parents updated about student progress.
- Awarding commendations.
- Retaining a sense of humour and fostering a friendly atmosphere.
- Ensuring that teaching environments are attractively maintained.
- Listening and taking appropriate action when students express concern.
- Not tolerating bullying or unacceptable behaviour.
- Share with parents any concerns they have about their child's progress.
- Understanding the college's Positive Behaviour Policy.

Students being **READY** by -

- Coming to school and lessons on time with homework completed and wearing correct uniform.
- Attending interventions being identified and offered.
- Ensuring all stationary equipment required is brought to college and got out at the start of the lesson including books and stationary equipment
- Seeking help if understanding is not clear.
- Knowing what level/grade they are currently working at in each subject and their target.
- Actively engaging in all learning activities in the lesson.
- Approaching all activities with a growth mind-set.
- Trying to achieve as many of the college's achievement/house points as possible in the lesson.
- Being able to identify the progress they have made in each subject.

Students showing **RESPECT** by –

- Line up or sit in a seating plan for registers and during lessons.
- Responding positively to your own success and to that of others.
- Showing respect to everyone in school.
- Being truthful, well-mannered and kind.
- Looking after books and equipment provided by the college.
- Accepting ownership for own behaviour and learning, and to develop the skill of working independently including completing all homework set.

Students acting **SAFE** by -

- Waiting outside the classroom in an orderly queue if the teacher has not arrived.
- Co-operating in class with the teacher and with their peers.
- Taking pride in classrooms and buildings.
- Walking sensibly and quietly around classrooms and in corridors.
- Keeping our college free from litter.
- Abiding by college rules and teacher expectations.
- Leaving the lesson in an orderly fashion having followed established exit and tidying up routines.
- Not eating in the classroom.
- Ignoring anyone who tries to disrupt your learning.
- Understanding the college's Positive Behaviour Policy.

Parents/carers being **READY** by -

- Ensuring their child attends college and lessons on time and in correct uniform/PE kit.
- Checking homework is done and ensure their child is suitably equipped for school.
- Supporting in ensuring that their child attends identified and offered interventions.
- Attending parents evenings/celebration evenings and engaging in meaningful discussions on a regularly basis with their child's form tutor.

Parents/carers showing **RESPECT** by –

- Showing an interest in their child's classwork and homework.
- Act as a positive role model for their child in their relationship with school and education.

Parents/carers acting SAFE by -

- Informing the school if their child is absent.
- Being aware of school rules and encourage their child to abide by them.
- Attending planned meetings with teachers and support school functions.
- Being proactive in informing teachers about any concerns they have about school/lessons or their child.
- Informing the school/teachers regarding any medical needs that impact on their child engaging in lessons.
- Understanding the college's Positive Behaviour Policy.

Taking Appropriate Action

We believe that children respond well if our expectations are made clear (See Appendix 2 Classroom Routines) to them and at a level which they understand with a strong emphasis on student choice. We aim to be transparent with our rewards and consequences, therefore, with this in mind we have adopted a progressive journey to tackling poor behaviour which has the cause of the poor behaviour at the heart of developing solutions to alter and maintain a positive attitude in the future. One of the most important and effective ways to develop positive behaviours is to focus on the positives and reward.

Staff should encourage and praise students on a regular basis. The adage 'Engage don't Enrage' should be central to behaviour. Achievement points are awarded to reinforce good behaviour and will be recorded via SIMS/Webfolder. How to gain achievement points will be highlighted to students at the start of every half term by their tutor through our L2L (Learn 2 Learn) programme and in each classroom on display boards. The College newsletter will also include this information. Staff should make it clear what the criteria for awarding achievement points will be for each lesson and highlight to students when these points are achieved. Throughout the year points will be accumulated and used to support the rewarding of students in assemblies, end of term activities and other tangible items related to achievement such as certificates.

No matter how effectively we operate consistent strategies there will be occasions when students' behaviour or standards of work are unacceptable. Swift and appropriate action should be taken. The responsibility for taking actions rests with the relevant form tutor or subject teacher. Teachers are supported by their Line Managers and Senior Leaders. If teachers are unsure about the nature of action they should seek advice. Form tutors should be kept informed so that they can retain the overview of their students' progress. Key people to take advice from are any of the Senior Leaders or Executive Headteacher. The Colleges aim to mirror the practices used in industry and the world of work. The procedures for disciplinary action are as follows:

1st level

- Keep calm.
- Do not be led into an argument.
- Condemn the act not the person.
- Discuss the problem.
- Ensure a fair outcome.
- Set target for future behaviour and review date determined by the severity of the problem.
- Inform form tutor via logging of information using SIMS/Webfolder.

2nd level

- Seek professional advice within school.
- Consult with form tutor.
- Make an appointment with the parents/guardians.

At the meeting with parents/guardians

- Thank parents for coming into school.
- Give progress report. Emphasise positive achievements as well as concerns.
- Identify behaviour causing concern.
- Devise support strategies.
- Agree future targets.

- Set a review date.
- Document action.

If a resolution of the behaviour is not reached, continue to seek advice from the relevant Senior Leader. It may be necessary at this stage to draw up a behaviour contract/Pastoral Support Plan (See Appendix 3 – Pastoral Support Plan), make a follow up appointment with the parents/carers, involve outside agencies via the appropriate Head of Year (HOY).

3rd level

If a student continues to demonstrate poor behaviour actions then the decision to Internally Exclude (IE) at the students home college or utilise the Federation Inclusion Room (FIR) at The Island VI Form will be taken. There is also the possibility of the student being internally excluded to a Federated College if it is not appropriate to internally exclude at the home College. For example, a student may be internally excluded at Medina College instead of their home college of Carisbrooke College due to the significance of the exclusion not meriting a day at the Federation Inclusion Room but previously failing an internal exclusion at Carisbrooke College.

4th level

Occasionally, in exceptional circumstances where agreement cannot be reached with parents and support strategies have failed, or an incident is of a most serious nature, the Executive Headteacher may take the decision to give a Fixed Term Exclusion (FTE).

Clearly the level of intervention to adopt depends on the nature of the behaviour and the circumstances. Intervention can occur at any level. The common sense rule applies and teachers are encouraged to seek advice when they are unsure of appropriate action. It is always important to remember that there are many factors impacting on behaviour.

There are a number of “in school factors” and “out of school factors” which can lead to inappropriate behaviour, which must be considered when escalating a child’s demonstration of poor behaviour and as a result these help to shape the support/support plans that are used to aid and eventually change a student’s behaviour.

School Factors

The environment:

- Lack of proper ventilation.
- Physical problems of limited space.
- Special occasions which cause excitement, e.g. fire drills etc.

The Student:

- Tired due to lack of proper rest.
- Hungry due to insufficient or appropriate food.
- Poor or inappropriate social skills.
- Need for attention from teacher or parent.

The Teacher:

- Offering poorly differentiated curriculum leading to either frustration or boredom.
- Lack of knowledge of students.
- Poor management skills such as being inconsistent, laissez-faire, over-reliance on domination or lack of reinforcement of appropriate behaviour.
- Lack of clarity in explaining expectations for behaviour or subject.
- Lack of or confusing instruction on subject matter.
- Lack of professional development.

Out of School Factors

Family circumstances:

- Child's position in family.
- Child's relationship with parent/siblings/grandparents etc.
- Divorce/bereavement.
- Mental health problems.
- Family trauma.
- Alcohol or drug addiction.

The neighbourhood:

- Child's popularity.
- Peer relationships and bullying.
- Social problems and civic disturbance

As a result of these factors it is imperative that all staff remain consistent with their approach to poor behaviour. This way students will be treated fairly but firmly and it will be enforced upon them that this type of behaviour is not accepted at CC and MC.

Behaviour Management Stages

In the event that a student does not abide to the college's expectations, staff are expected to follow the College's consequences. Behaviour is largely a matter of choice. The following procedures are designed to help students take responsibility for their behaviour so they can learn and achieve. Poor behaviour must not prevent the learning of others and therefore, the system that is in place must ensure that positive behaviour is encouraged.

Every morning in tutor time, the tutor will check students for correct uniform, including make-up and jewellery, personal stationary equipment and PE kit (See Appendix 4 – Role of the Tutor). Blazers should be worn at all times when inside the college's grounds, they can be removed but only on the agreement of the teacher/College. Hoodies should not be on the school site. Outside coats and scarfs should be removed on entry to the buildings.

For low level disruption and work related issues in the classroom and across CC and MC site students need to be reminded of the classroom expectations. If a student infringes these then a system of consequences will follow. Consequences in the classroom will be known as T1 (See Appendix 5 – Consequence Ladder).

- A student will get a T1 if they cause disruption in the classroom which is persistent and/or behave in a way outside of the classroom rules.
- In extreme cases, if the student continues to be defiant they will be removed resulting in a D2 and taken to the agreed faculty/subject room for that period. A central faculty/subject detention will be issued for the following day at lunchtime. It is expected that the teacher will contact home in order to give details to the parents and will also log this information on SIMS/Webfolder.
- If a student refuses or the member of staff 'On Call' feels it is more appropriate then the student will be placed in the College's Referral Room (RR) where further investigation can be undertaken. Any student who receives a D2 which results in them having to be placed in the PR will be given a lunchtime central detention with the Year Base for the following day and home will be contacted by the relevant HOY.
- The HOY will monitor the D2s to see if any patterns are emerging, they will liaise with the form tutor of a student if there is a significant pattern and decide if further action is required.

These consequences will be recorded on SIMS/Webfolder under the appropriate action. It is important to understand that with every behaviour action recorded an allocation of points will be attached. Once a student reaches a threshold they will be expected to engage in further support plans with the colleges (See Appendix 7 – Monitoring Behaviour).

If a student corrects their behaviour after a T1 has been issued then no further action/consequences will be taken but it is important to understand that if the points allocated to this action takes them above a threshold related to behaviour then there will be further action taken.

If a student feels they have been unfairly treated by a member of staff, they should remain calm and speak to a member of the Senior Leadership Team (SLT). This should be done during non-lesson time e.g. break or lunch (there is no excuse for abusive behaviour). The SLT member will investigate the issue and confirm the outcome or cancel it if this policy hasn't been followed.

If students are late for school/lessons or truant lessons/school then these will be logged using SIMS/Webfolder and if attendance becomes a concern then appropriate action will be taken (See Attendance Policy). However, in the same way as poor behaviour is monitored each late etc. will receive an appropriate amount of points and a central break time detention for the following day.

Each incident will be judged on its own merit but all staff should refer students immediately for the following behaviours as a S3:

- Smoking/Alcohol/Illegal Substances
- Vandalism
- Abuse of staff Physically/Verbally
- Bullying
- Disability Discrimination
- Health and Safety Issues
- Homophobic Behaviour
- Racist Behaviour
- Persistent Failure to Comply with Behaviour Processes.
- Physical Assault

If an S3 is required appropriate action will be taken and parents informed immediately.

Students put on Report

CC and MC operate a system of 'On Report' for those students whose barriers to learning are interfering with the students' progress. Students will be closely monitored by a member of staff. They have targets set and are mentored with the aim of the student improving over this period of time (See Appendix 6 – Monitoring Behaviour).

Detentions

Detentions are used to deal with a disciplinary issue within lesson and for non-compliance around the Colleges. Parents are informed when their child has been given one. There are several types of detentions (See Appendix 5 – Consequence Ladder) and escalation for failure to attend. Detentions are recorded on the College's SIMS/WebFolder.

Behaviour Interventions

CC and MC offers a range of interventions academically, pastorally and referrals to other agencies. CC and MC offers a staged ladder approach for students whose barriers to learning remain persistent. It is hoped that working together with parents and the student they can maintain the desired behaviour and ultimately off the ladder, in the very few cases the student will move up the ladder to the next stage they ultimately could be permanently excluded.

Exclusions

Only the Executive Headteacher, or Executive Deputy Headteacher in his absence, has the authority to make the decision to exclude a student. The authority of the Executive Headteacher in terms of this policy covers both CC and MC and also extends to the immediate vicinity of the Colleges (See Exclusion Policy). The Executive Headteacher's authority is also in operation when students are on educational visits/trips. They will ensure that staff receive appropriate training and support in order to operate the behavioural management systems which lead to the possibility of exclusion and that the statutory guidelines in place regarding exclusions are applied.

Exclusions are the most severe sanctions available to the Colleges in cases of poor conduct. The Colleges use four types of exclusion, each with a prescribed process to follow. The four types of exclusion used by the Colleges are:

Internal Exclusion (IE)

This is where a student is required to work under supervised conditions in the home College Referral Room (RR). Students on IE will begin their day at normal time but will finish at the same time as an after school detention. Students will have different break and lunchtime to the rest of the College and will not be allowed to mix with their peers during the break and lunch periods (See Appendix 7 – Referral Room Expectations). A discussion is held with parents/carers and the student before they may return to lessons.

If a student has received an IE due to failing a detention the student will be expected to complete the detention sanction upon returning to College prior to returning to normal lessons.

Federated Inclusion Room (FIR)

This is where a student is required to work under supervised conditions at the Federated VI Form. Students in the FIR, will begin their day by making their own way to The Island VI Form at the time directed by the home college and will also leave the FIR at the time directed by the home college. This will be communicated to the parents/carers the day before. Students will have different break and lunchtimes to the rest of the VI Form and will not be allowed to mix with their peers during the break and lunch periods. When working in the FIR, students will be expected to work in the designated workspace and follow all FIR expectations without fail (See Appendix 8 – Federation Inclusion Room Expectations).

If a student has received a FIR due to failing an IE the student will be expected to complete the IE sanction upon returning to College prior to returning to normal lessons providing they had been successful in completing the expected time at the FIR.

Fixed Term Exclusion (FTE)

This is where a student is required to stay at home for a period of days. FTE is governed by guidance from the Department for Education and the Colleges follow that guidance.

If a student has received an FTE due to failing at the FIR. the student will be expected to complete the FIR sanction upon returning to College prior to returning to normal lessons.

Permanent Exclusion (PEX)

Although rarely used, PEX remains the College's ultimate sanction. A student who is PEX is not permitted to return to the College. PEX is governed by guidance from the Department for Education and the Colleges follow that guidance.

Combination Exclusions (CE)

In some cases, it may be necessary for a FTE to be granted pending the possibility of a PEX, due to the need for further investigation of an incident to take place before the Executive Headteacher can make an appropriate decision. In this case, parents will be made aware of this possibility when the FTE is issued.

Reintegration Meeting and Follow-Up

For all exclusions, a reintegration meeting will be arranged in order to assess that the student: understands the reason for the exclusion, is in the right frame of mind and to assess whether the student required further support. Different types of exclusions require a different level of reintegration meeting to be arranged. At these meetings a Pastoral Support Plan (PSP) will be completed by the relevant Head of Year (HOY) and will be reviewed six weeks after the initial reintegration meeting. The student may also be placed on an appropriate report.

Removing students from lessons

On occasions, a subject teacher may feel that it is inappropriate for a student to return to their next lesson. If this is the case, it can be arranged in advance with the appropriate member of staff for them to be educated in another area. It is not appropriate or respectful to wait until the next lesson and then send the student directly without prior arrangement. If this is to happen, the student must be informed well in advance of the next lesson. When there is a removal of a student for more than one lesson, this has to be documented and agreed in advance with a defined period of reintegration not exceeding more than a half term.

Screening and Searching Students

Carisbrooke College and Medina College acknowledges their duties and responsibilities under the Education Acts of 1996 and 2011, Education and Inspections Act 2006 and Health and Safety at Work 1974 in respect of screening and searching students and DfE guidance: Screening, Searching and Confiscation 2012. As a result, staff may search a student's clothing, bags or lockers without consent for any banned items they believe could cause harm. This process will be governed by procedures and can only be performed by designated staff.

Prohibited Items:

- Knives or weapons
- Fireworks
- Alcohol
- Illegal drugs
- Psychoactive Substances formally known as Legal highs
- Illegal highs
- Stolen items
- Tobacco and smoking paraphernalia
- Pornographic images
- Any article that a member of staff reasonably suspects has been, or is likely to be used to: commit an offence, cause personal injury to, or damage to the property of any person, including the student.

Any of these items that are confiscated will not be returned to the student and may be passed on to the relevant authority.

Banned Items:

- Chewing gum
- Energy Drinks
- Laser Pens

Reasonable Force

Carisbrooke College and Medina College staff acknowledges its duties and responsibilities under the 2006 Education and Inspections Act in which all school employees have a legal power to use reasonable force to control or restrain a student in specific circumstances. Reasonable force may be used where necessary to stop students committing a criminal offence or causing damage to property or harm to themselves or others. It can also be used to help teachers maintain good order and discipline. For example, if a student refuses to leave a classroom it may be reasonable to lead them by the arm or it may be reasonable to carry a distressed student out of a classroom to a place where they can calm down.

Malicious Accusations Against Staff

Carisbrooke College and Medina College recognise that there may be occasions which are justified when a student needs to raise issues about the actions of a member of staff and we

have procedures for dealing with concerns. However, where the allegations are of a clearly malicious intent or fabrication, Carisbrooke College and Medina College will give due regard to the most appropriate disciplinary sanctions to be used. This may include fixed term or permanent exclusion, as well as referrals to the police if there are grounds for believing a criminal offence may have been committed. We will also take seriously the inappropriate use of technologies including mobile and social media which are targeted at employees.

Anti-Bullying

If bullying is suspected or reported, the incident will be immediately dealt with, in the first instance. All students involved will be interviewed. A clear account of the incident will be recorded on the appropriate bullying log. Relevant staff will be kept informed. Parents and carers will also be kept informed. Punitive measures will be used as appropriate and in consultation with all parties concerned. Support will be offered to the student who has been bullied to rebuild confidence and self-esteem. Support will also be given to the offender to ensure there are no further incidents (See Anti-Bullying Policy).

Online Safety

Students are required to sign an Acceptable Use Policy to access the ICT facilities at Carisbrooke College and Medina College and stated protocol in order to protect and support students and staff (See E-Safety Policy) against the inappropriate use of electronic communication directed towards them or the college itself.

School Uniform and Personal Belongings

Having a formal uniform is an important part of life at Carisbrooke College and Medina College (See Appendix 9 – Uniform Policy). It provides the Colleges and all the students with a strong common identify. If worn properly it sends out a message to peers and the wider community that the Colleges are places of importance and that it takes pride in staff and students and everything they do. It promotes high standards and expectations and sends out a firm signal of the attitudes and the behaviour required inside the colleges to promote effective learning. We believe therefore that the uniform must be non-negotiable, consistent and worn correctly.

Confiscating Items and Non-College Uniform

A high standard of personal appearance is expected of all students and anyone arriving to Carisbrooke College or Medina College in non-uniform will be expected to remove the incorrect garments. Such items will be confiscated, and can then be collected by the student at the end of the day on polite request. Persistent offenders of uniform rules will be subject to the College's Behaviour Consequences.

Hoodie style garments (with 'sweatshirt' material) are inappropriate to wear at both Colleges and are not considered overcoats. They will be judged as 'incorrect garments' and dealt with using the Colleges' Behaviour Consequences.

Jewellery is generally inappropriate to wear at Carisbrooke or Medina College and can be a hazard. Therefore, it should be limited to a watch and one pair of stud earrings to be worn in the lobe of each ear. No other body or facial piercing is permitted.

Hairstyles should not be extreme and this includes unnatural colours and patterns shaved into the hair.

Discreet make-up may be worn in years 9, 10 and 11 but no make-up is allowed in years 7 and 8. Students who continue to take advantage of this privilege will be required to remove

it. Coloured nail varnish or fake nails are not allowed in order to remain compliant with Health and Safety regulations across all subjects.

Personal Audio Devices within lessons are at the discretion of the Head of Subject/Faculty and with the permission of the of the subject teacher. Each faculty should decide their policy on whether personal audio devices should be allowed and ensure this is clearly communicated to students. The use of personal audio devices outside of lessons is forbidden and such items will be confiscated if seen.

Mobile phones are permitted onto Carisbrooke and Medina College sites but they must be switched off and kept in the student's school bag. If parents/carers need to contact their child they should always go through the College reception. The misuse of a mobile phone on either site or on College transport/trips will result in the phone being confiscated until the end of the day and the student will have to collect the phone from the Year Base. If there is a persistent issue with a child having their phone out during school time then the phone will be confiscated and a responsible adult will have to collect from the College reception. Staff will take reasonable precautions to hold the mobile phone securely as they would any other valuable but this cannot be guaranteed.

All students bear a responsibility to keep the physical environment clean and free from litter. It is an expectation that every student will put their rubbish in bins provided. Any student may be asked to help pick up litter regardless of whether they are responsible for it.

All students are expected to attend assemblies unless they are being mentored. Excellent behaviour in assemblies is important to reinforce good conduct throughout the Colleges. Uniform will be checked at the doors and followed up when students are seated. Coats and scarves must be taken off before entering the assembly hall. Staff should position themselves equally around the assembly to ensure students are well supervised.

Pastoral System

The main aim of the pastoral system is to give support, guidance, monitoring and reporting to each individual student (See Appendix 4 – Role of the Form Tutor). All students are in a form group and the aim of the Form Tutor is explained in Appendix 4.

In order to support the form tutor each year group has a Head of Year who is responsible for monitoring the progress across all areas of college. This allows for more detailed and more effective support to be given to each student. The pastoral system is partly in place to ensure that there are outstanding attitudes to learning from students. Heads of Year create an identity within their year group and demand collegiality and loyalty to the cause. It is the Head of Years responsibility to drive towards creating outstanding attitudes to learning. The Head of Year with support from the Tutor and classroom teacher will deal with all pastoral, behavioural and attendance issues within the Colleges.

APPENDIX 1 - REWARDS SYSTEM

It is important that students are recognised when behaving and achieving well. The following should be considered to acknowledge this:

- Oral praise
- Written comments on individual pieces of work
- Recording achievement/house points related to READY, RESPECT and SAFE on SIMS/Webfolder
- Recording achievement/house points – Positive On-call
- Postcards home to parents/carers to share successes
- Telephone calls home
- Praise/recognition in assemblies
- Sharing work with other colleagues to show how well a student is doing

It is also important for our students to become good independent learners and therefore, throughout the 2020/21 academic year there will be a focus on celebrating the additional work students complete outside of the classroom. All classrooms have posters which remind students about being READY to make good progress in lessons and in order to achieve this it is important that students are willing to learn and push themselves to strive for greater success.

Achievement Points

The achievement points achieved will be accumulated in order for students to gain further rewards.

30 points = Bronze Certificate plus entry into raffle for end of term Bronze prize draw.

70 points = Silver Certificate plus entry into raffle for end of term Silver prize draw.

120 points = Gold Certificate plus entry into raffle for end of term Gold prize draw.

180 points = Diamond Certificate plus entry into raffle for end of year Diamond prize draw.

250 points = Platinum Certificate plus entry into raffle for end of year Platinum prize draw.





350 points = College Award for Excellence plus entry into raffle for end of year prize draw.

500 points = Federation Award for Excellence plus entry into raffle for end of year prize draw.

REWARDS LADDER

See the source image

- Federation Award for Excellence – 500 points**
Certificate and End of Term Prize Draw
- College Award for Excellence – 350 points**
Certificate and End of Term Prize Draw
- Platinum – 250 points**
Certificate and End of Term Prize Draw
- Diamond – 180 points**
Certificate and End of Term Prize Draw
- Gold – 120 points**
Certificate and End of Term Prize Draw
- Silver – 70 points**
Certificate and End of Term Prize Draw
- Bronze – 30 points**
Certificate and End of Term Prize Draw



APPENDIX 2 – Classroom Routines

It is everyone's responsibility to ensure students behave well at all times. All staff should deal with issues they come across referring students to appropriate colleagues if necessary: everyone, everywhere, every time. This is a behavioural Management system for use by teachers in the classroom that the students can understand and all teachers can apply consistently when teaching. It therefore gives a structure at classroom level that is simple to use and remember.

There are easy to follow rules put into place by every member of staff when working with students in the classroom setting. It is imperative that these rules are followed to allow for a clear structure which is consistently applied to all students allowing them to demonstrate positive behaviours each and every lesson and therefore, being rewarded for it. The rules are as follows:

- 1) Students arrive on time to lesson where uniform and equipment checks take place as the teacher meets and greets students at the door.
- 2) Students line up in silence outside of the classroom or behind their chairs and wait to be seated. In PE lessons it is at this point the register must be taken before students are allowed to get changed.
- 3) Students enter the classroom and ensure bags are placed under the tables, equipment on the desk and students sit quietly allowing the teacher to complete the register and complete the lesson starter. The register should be taken by calling individual names.
- 4) A 'quick win activity' is important to get them engaged quickly and to encourage confidence.
- 5) At the end of the lesson students are expected to tidy their work area and classroom, followed by packing their equipment away and standing behind their chairs.
- 6) Teacher dismisses the class in an orderly fashion from the door, table by table or from the sports hall entrance only after the bell has gone. In order for everyone to remain safe it is imperative that no student is allowed to leave a lesson early unless organised prior to the lesson with an appropriate member of staff.

Students are expected to behave responsibly when moving around the sites. Staff on duty must ensure this is the case and if students are misbehaving use the college's sanctions.

As a member of the Carisbrooke or Medina College community, we expect students to strive for the highest standards in all areas of school life. Students need to remember the A-E of success as the **Goal is Excellence**.

Attendance

- Arrive at school every day on time for an 8.45am start and be punctual to lessons.
- Aim for 100% attendance in order to achieve their targets and greater levels of success.

Behaviour

- Tell the truth and carry out any instructions by a member of staff promptly and courteously.
- Be tolerant and respectful to others and their property.
- Not be part of any activity that is liable to be a danger to themselves or others.

Classwork

- Have the correct equipment for lessons and put up their hand if they need to ask for help.
- Look after their school books.
- Complete their homework on time and meet deadlines.
- Not take part in any activity that disrupts learning.

Dress Code

- Wear the correct school uniform as stated in the Uniform Policy.
- Maintain a clean, neat and tidy appearance.

Expectations

- Be polite at all times without swearing, shouting, calling names or teasing others.
- Aim high and work hard to achieve targets.
- Be proud to be a member of the college and at all times behave in a way that brings credit to themselves, their parents, carers and the school.
- Observe any school rules as stated in the policy or elsewhere, especially in relation to health and safety, transport to school, absence and private property.
- Keep the school and its environment clean, tidy and litter free.

Head of Faculty

The Head of Faculty (HOF) will support teachers in dealing with incidents and resolving issues. If the teacher's actions are not being effective then the HOF should intervene. If the curriculum leader cannot solve the problem they can call on the support of SLT or On-call within the lesson context.

Head of Year

The Head of Year (HOY) supports the HOF within the college in maintaining good behaviour management in all lessons. The HOY role is uniquely placed to have an overview of the progress of each student who belongs to their year group and their past behaviour and attitude patterns. The HOY may ask the Tutor to help manage a student by checking day to day progress or working with the student.

Tutor

The Tutor will know their tutee better than anyone else in school and therefore, it is imperative that the relationship between the Tutor, student and parents is one that is built on respect and engagement. The Tutor will be supplied with weekly updates on the student's behaviour, achievements and attendance and as a result will be having weekly conversations with the students and setting targets. They will be the first point of call for any parental concerns or information that needs passing on. The tutor will go through expectations on a daily basis and also expected to present to the students once a half term the College's L2L (Learn to Learn) activity.

APPENDIX 3 – PASTORAL SUPPORT PLAN

Pastoral Support Plan Protocol

This Pastoral Support Plan (PSP) should be used once a student has met the following criteria and completed using the steps below:

- A student must go onto a PSP if they have been excluded and is at risk of further and ongoing exclusions. Heads of Year can place any student onto a PSP if they think it is helpful at an earlier stage such as an increase in internal/external isolations.
- The PSP should be prepared electronically and completed at the reintegration meeting.
- The PSP should be printed and then signed by the student, parent and staff member before finishing the meeting.
- A date should be agreed for the review and the meeting to review is booked at that time.
- The date for review can vary but 6 weeks is the guidance. If you feel the student requires more urgent feedback then this can be brought down to as low as 3 weeks.
- Heads of Year should always know who is on a PSP along with a list of review dates.
- If a student is excluded again the PSP must be part of the reintegration meeting when they come back.
- If at the end of the review it is decided the risk has significantly reduced then the student can come off the PSP.
- If at the end of the review it is decided the risk has not reduced significantly then the student is to remain on a PSP and appropriate reviews scheduled.

Pastoral Support Plan

Student		DOB	
Tutor Group		Gender	
Key worker (if applicable)		Date	

Behavioural events	Frequency	Notes
Rewards		
Detention		
Internal Isolation		
External Isolation		
Fixed term exclusion		

Person	What is going well?
Student	
Parent/Carer	
Staff	

Person	What is not going well?

Student	
Parent/Carer	
Staff	

Date	Target	Support strategies in place	Person responsible	Sanction if not followed	Met/not met

Date of review	
----------------	--

Persons present	Signature agreeing to targets	Date

APPENDIX 4 – ROLE OF THE TUTOR

A 'Horizontal Form Group' system whereby the students in each Tutor Group are from the same year is in place. Various tutor activities are planned throughout the year to develop collegiality in tutor groups to encourage a competitive spirit and loyalty towards the Form.

Form Tutor

The strength of the student support structure and procedures which operate at Carisbrooke and Medina College is built on the principle that the Tutor is the central focus through which all information is passed on to the students. The key role of the Tutor is to build relationships with the young people in their care. This overriding responsibility can be exercised in a number of ways but most significantly, in taking time to get to know each student in the group as an individual. This ensures a physically safe and emotionally secure environment for all students. The Tutor's special responsibility is to help their students achieve success, enable growth, encourage and develop self-esteem as they move towards adulthood.

To this end, Tutors have significant key tasks to perform.

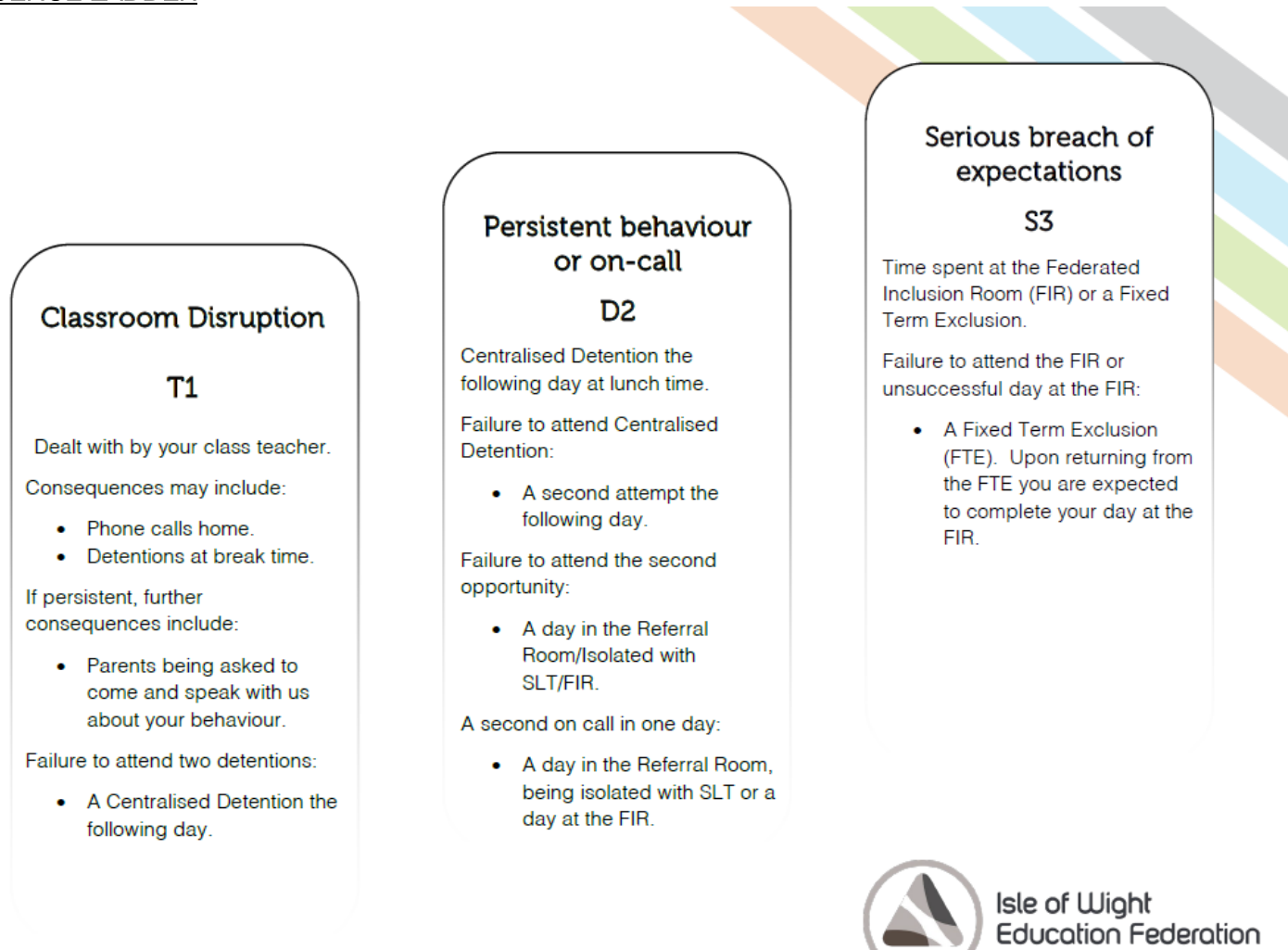
- To be the first port of call for parents to discuss any barriers to their child's learning.
- To consider the students' welfare as paramount and take action in accordance with the responsibility 'in loco parentis'.
- To monitor the social and academic progress of students, including the progress in form time.
- Tutors should help students explore thoughts, feeling and solutions to problems.
- To support the students throughout, by mentoring in form time as required.
- To write the annual student report as a comment on the overall progress of each member of the Tutor Group.
- To lead purposeful activities in form time and develop a sense of community within the form.
- To attend College assemblies with their form.
- To give weekly updates on attendance, behaviour and achievements to students.
- To deliver social studies if and when required.
- Organising Form Group assembly once a year.
- To ensure all students in the Form Group are taken through the College's L2L presentation at the start of each half term.

Daily Tasks in Morning Registration:

- Form Tutors carry out the statutory responsibility to take an accurate register.
- Set the right tone for the Tutor Group at the start of the day.
- Keep a careful check on attendance trends.
- Ensure that the Tutor Group is in correct College uniform.
- Ensure all students have basic equipment and are prepared for learning.
- Pass on relevant information to the Tutor Group as needed.
- To give praise and encouragement to students.

APPENDIX 5 – CONSEQUENCE LADDER

BEHAVIOUR CONSEQUENCES



If a student consistently gains behaviour points then they will be at risk of passing certain thresholds. This will result in them being monitored closely using the school reports system.

APPENDIX 6 – MONITORING BEHAVIOUR

Sanctions are only effective if used appropriately and consistently. Confrontation is not an effective or an acceptable way to solve a problem. The consequence ladder should be followed at all times. The College will review the support available to individual students, who may be at risk of disaffection or exclusion, including:

- The use of restorative justice techniques
- Mediation
- SEND Support
- College and Behaviour Mentoring
- College Reports including Behaviour/Attendance/Subject reports
- Pastoral Support Plans (PSP)
- Individual Risk Assessments
- Teaching and learning strategies
- Study Support
- Short Term Alternative Provision
- Support from Educational Welfare
- Working with IOW Behaviour Partnership
- External Agency support

The College will implement a range of strategies to deal with inappropriate behaviour by students, including:

- Individual interviews with students
- Verbal reprimand
- Instigating student subject detentions as appropriate
- Instigating student central detentions as appropriate
- Instigating time in alternative classroom
- Instigating time in the Referral Room (RR)
- Instigating time in the Federated Inclusion Room (FIR)
- Report cards
- Letters to parents/carers
- Meetings with parents/carers

A key element in tackling poor behaviour is the speedy and efficient pooling of information. It is appreciated that this can sometimes be difficult to achieve in practice, in the light of many and varied responsibilities falling to staff. However, a full picture of a student behaviour should be identified in cases of referral including written statements from all concerned.

Behaviour points

Behaviour points will be given for actions which disrupt the learning of others and for not meeting Carisbrooke or Medina College expectations. The list below highlights some of these actions:

<u>Incident – recorded as a B1 on SIMS/Webfolder</u>	<u>Points</u>
Late to school/lesson	1
Non-uniform items being worn or correct uniform not being present (Tutor)	1
Lack of work in lesson	1
No homework	1
Low level disruption	1
Littering	1
<u>Incident – recorded as a B2 on SIMS/Webfolder</u>	<u>Points</u>
Persistent disruption resulting in lunchtime detention	2
Being on-called and placed in alternative classroom	2
Truancy from school/lesson	2
<u>Incident – recorded as a B3 on SIMS/Webfolder</u>	<u>Points</u>
Behaviour resulting in being placed in Referral Room	3
Sexual misconduct	3
Racist behaviour	3
Abuse towards staff	3
Bullying	3

It is important that when staff enter onto SIMS/Webfolder a consequence action that they also ensure they put in the comments box the reason for the behaviour action being given. This is so the Tutor/HOY/HOF/SLT can make fully informed decisions when putting in place appropriate support.

APPENDIX 7 – REFERRAL ROOM EXPECTATIONS (A classroom version will be displayed in the Referral Room)

YOU HAVE THE RIGHT TO A GOOD EDUCATION AND THE RESPONSIBILITY TO MAKE THE MOST OF IT

REFERRAL ROOM

- This is a classroom
- Upon arrival at the Referral Room, you will be asked to empty your pockets and place any items in your bag, including mobile phones.
 - Bags will be kept with the relevant Head of Year.
 - You will complete your work in silence.
 - If you need help, put your hand up and wait.
- The behaviour system will be applied, whilst you are in the Referral Room.
 - A D2/S3 will result in further consequences.

APPENDIX 8 – FEDERATION INCLUSION ROOM EXPECTATIONS (A classroom version will be displayed in the Federation Inclusion Room)

YOU HAVE THE RIGHT TO A GOOD EDUCATION AND THE RESPONSIBILITY TO MAKE THE MOST OF IT

FEDERATION INCLUSION ROOM

- This is a classroom
- Upon arrival at the Federation Inclusion Room, you will be asked to empty your pockets and place any items in your bag, including mobile phones.
- Bags will be stowed away in lockers in the Federation Inclusion Room until the end of the day.
 - You will complete your work in silence.
 - If you need help, put your hand up and wait.
- The behaviour system will be applied, whilst you are in the Federation Inclusion Room.
 - A T1 will result in a call home. A D2/S3 will result in an exclusion.

APPENDIX 9 – UNIFORM POLICY

School uniform is to be worn at all times on the school site. Uniform should be kept clean and neat and all items should be clearly named. **ONLY ITEMS LISTED BELOW MAY BE WORN AT SCHOOL.**

Blazer: Charcoal with College badge and blue trim (Carisbrooke College). Charcoal with College badge and green trim (Medina College).
Shirt: Plain white long or short sleeved.
Trousers: Plain black (skinny jeans or leggings are not acceptable). Skirt: Plain black pleated knee-length.
Shoes: Plain black (shoes must be all black).
Tie: School tie only.
Jumper: Long-sleeved grey jumper with College badge (optional purchase, but no other jumper is acceptable).
Socks: Plain black or white. Tights: Plain black or neutral.
Outdoor coat: Suitable outdoor coat (NO HOODIES ALLOWED ON THE SCHOOL SITE).
Hair: Hair must be in an appropriate style for school and must not reflect any extremes of fashion (style or colour).
Makeup: No makeup in year 7 or 8 and only discreet makeup may be worn in years 9, 10 and 11 but should not be noticeable. Nail varnish, false nails, acrylic or gel nails must not be worn in school.
Jewellery: A watch, one plain simple ring (e.g. a signet ring) and one pair of discreet stud earrings are the only items of jewellery allowed in school. Facial/body piercings are not permitted in school.
PE Kit: Blue Carisbrooke and Green Medina sports top with school logo, plain black long sports socks and plain black shorts of an appropriate length. Optional PE items: Fleece top (plain black with logo), tracksuit bottoms (plain black), rain jacket (plain black with logo), skort (plain black), sports leggings (plain black – these must be sports leggings, NOT fashion leggings). The correct PE kit must be worn; students may not wear ordinary uniform clothing for PE lessons. A suitable bag is needed for PE requirements. Personal clothing and sports equipment must be clearly named.
Protective clothing/equipment: Students will be required to use protective clothing/equipment in some lessons, e.g. Art, Science, Design Technology and PE (shin pads, gum shields etc.)